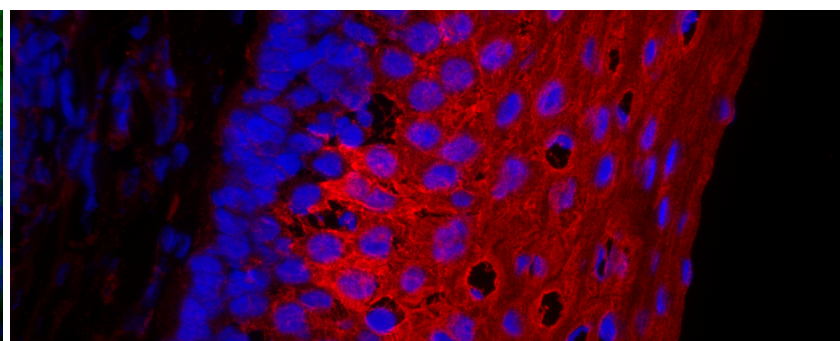
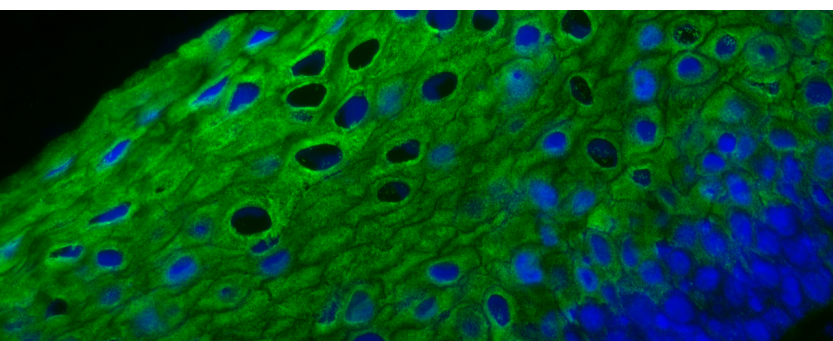


VectaFluor™ *Excel*

Amplified Fluorescent Staining System



VectaFluor™ *Excel* Amplified Fluorescent Staining System offers a new amplification method for fluorescence applications. This system utilizes an Amplifier Antibody (a specially prepared, high-affinity, unconjugated anti-mouse IgG or anti-rabbit IgG antibody, made in goat) followed by the ready-to-use (R.T.U.) VectaFluor™ DyLight® dye-labeled anti-goat IgG antibody.

Our affinity purified, highly cross-adsorbed anti-goat IgG antibody is conjugated to DyLight® dyes in a manner that ensures maximum degree of labeling without compromising antibody affinity or specificity. DyLight® dyes offer several advantages such as brighter fluorescence, greater photostability, and pH independence.

All reagents are supplied in stabilized, R.T.U. solutions for maximum convenience.

Kit Includes

- 1) 15 ml R.T.U. 2.5% Normal Horse Serum for blocking
- 2) 15 ml R.T.U. Amplifier Antibody
(either goat anti-mouse IgG or goat anti-rabbit IgG)
- 3) 15 ml R.T.U. VectaFluor™ DyLight® labeled
Horse Anti-Goat IgG

Figure Legend. **Left.** Tonsil: Anti-Multi-Cytokeratin (mouse monoclonal, Cat. No. VP-C420), VectaFluor™ Excel Amplified DyLight® 488 Anti-Mouse IgG Kit. Mounted in VECTASHIELD® HardSet™ Mounting Medium with DAPI. **Right.** Tonsil: Anti-Multi-Cytokeratin (mouse monoclonal, Cat. No. VP-C420), VectaFluor™ Excel Amplified DyLight® 594 Anti-Mouse IgG Kit. Mounted in VECTASHIELD® HardSet™ Mounting Medium with DAPI.

Advantages

Ready-to-use

New amplification method

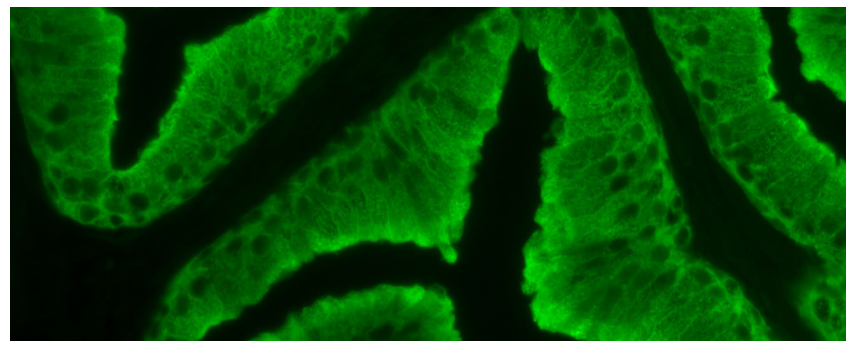
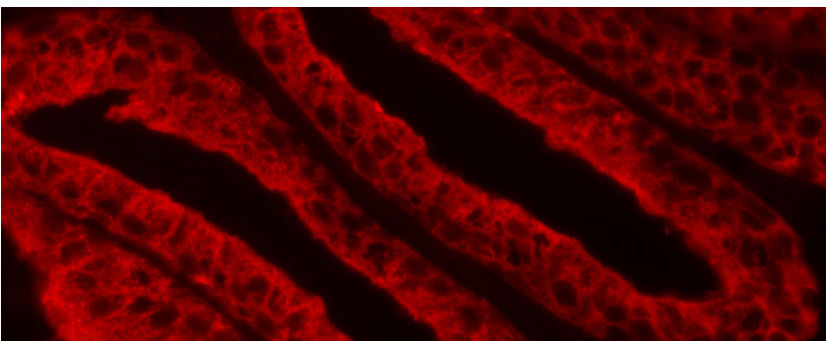
High sensitivity

Low background

Product	Catalog Number
For detecting mouse primary antibodies	
VectaFluor™ Excel Amplified DyLight® 488 Anti-Mouse IgG Kit	DK-2488
VectaFluor™ Excel Amplified DyLight® 594 Anti-Mouse IgG Kit	DK-2594
For detecting rabbit primary antibodies	
VectaFluor™ Excel Amplified DyLight® 488 Anti-Rabbit IgG Kit	DK-1488
VectaFluor™ Excel Amplified DyLight® 594 Anti-Rabbit IgG Kit	DK-1594

VectaFluor™

Ready-to-Use DyLight® Labeled Secondary Antibodies



VectaFluor™ Ready-to-Use (R.T.U.) DyLight® dye-labeled Secondary Antibodies offer maximum convenience for fluorescence staining of cells and tissues. Our affinity purified, highly cross-adsorbed secondary antibodies are conjugated to DyLight® dyes in a manner that ensures maximum degree of labeling without compromising antibody affinity or specificity. DyLight® dyes offer several advantages such as brighter fluorescence, greater photostability, and pH independence.

Left. Prostate: Anti-PSA (goat polyclonal), VectaFluor™ DyLight® 594 Anti-Goat IgG. Mounted in VECTASHIELD® HardSet™ Mounting Medium with DAPI.

Right. Prostate: Anti-PSA (goat polyclonal), VectaFluor™ DyLight® 488 Anti-Goat IgG. Mounted in VECTASHIELD® HardSet™ Mounting Medium with DAPI.

VectaFluor™ R.T.U. Antibody Reagents are supplied as 15 ml pre-diluted, stabilized, ready-to-use solutions along with 15 ml ready-to-use 2.5% normal horse serum for blocking.

The following VectaFluor™ R.T.U. DyLight® dye-labeled Antibody Conjugates are available:

Product	Catalog Number	Unit Size	VectaFluor™ Reagent	Normal Blocking Serum	Approximate Number of Sections Stained
VectaFluor™ DyLight® 488 Anti-Mouse IgG, made in horse	DI-2788	15 ml	15 ml ready-to-use solution	15 ml 2.5% normal horse serum	75-150
VectaFluor™ DyLight® 594 Anti-Mouse IgG, made in horse	DI-2794	15 ml	15 ml ready-to-use solution	15 ml 2.5% normal horse serum	75-150
VectaFluor™ DyLight® 488 Anti-Rabbit IgG, made in horse	DI-1788	15 ml	15 ml ready-to-use solution	15 ml 2.5% normal horse serum	75-150
VectaFluor™ DyLight® 594 Anti-Rabbit IgG, made in horse	DI-1794	15 ml	15 ml ready-to-use solution	15 ml 2.5% normal horse serum	75-150
VectaFluor™ DyLight® 488 Anti-Goat IgG, made in horse	DI-3788	15 ml	15 ml ready-to-use solution	15 ml 2.5% normal goat serum	75-150
VectaFluor™ DyLight® 594 Anti-Goat IgG, made in horse	DI-3794	15 ml	15 ml ready-to-use solution	15 ml 2.5% normal horse serum	75-150

DyLight is a trademark of Thermo Fisher Scientific