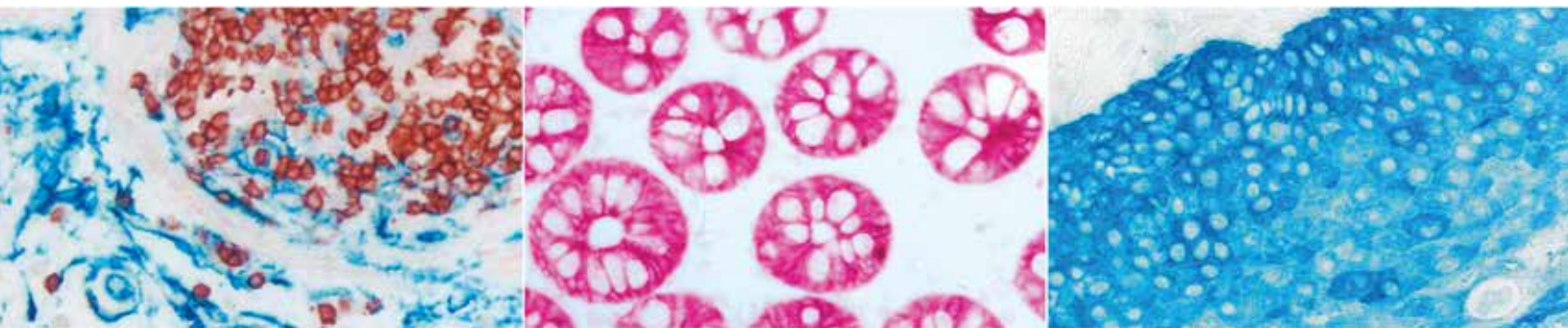


## Vector® ImmPRESS™ Polymer Reagents

Now available with **Alkaline Phosphatase**



Previously only available with peroxidase, the ImmPRESS™ Reagent is now also available with alkaline phosphatase as the detection system. ImmPRESS™-AP Polymer Reagents provide greater sensitivity than conventional alkaline phosphatase antibody conjugates and other alkaline phosphatase detection reagents for immunohistochemistry and other applications.

The ImmPRESS™ Polymer reagents utilize novel conjugation and polymer chemistries to create enzyme micropolymers that limit steric interference and provide enhanced accessibility to the target.

With our new ImmPRESS™ alkaline phosphatase reagents, alkaline phosphatase substrates can be utilized in single or multiple label protocols with ease.

The ImmPRESS™-AP Polymer Anti-Mouse IgG (Cat. No. MP-5402) and ImmPRESS™-AP Polymer Anti-Rabbit IgG (Cat. No. MP-5401) kits are 15ml ready-to-use solutions, including 15 ml 2.5% normal horse serum, sufficient to stain approximately 150 sections.

## Advantages

**High sensitivity**

**Low background**

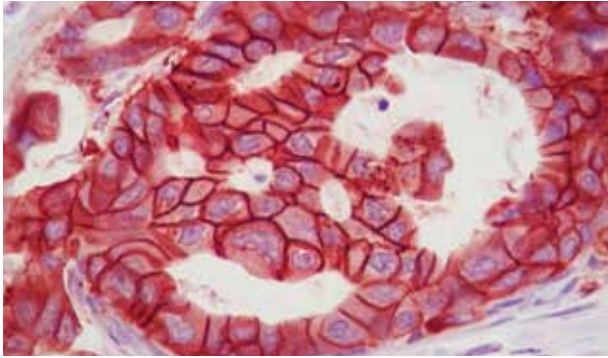
**Non-biotin**

**One-step** detection with shorter assay time

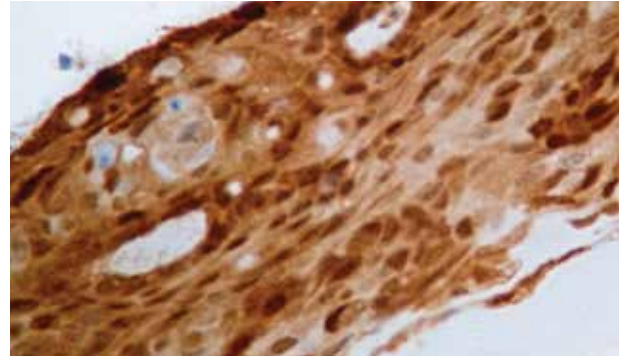
**Ready-to-use** in convenient dropper bottle with blocking solution included

**Simplified multiple labeling**

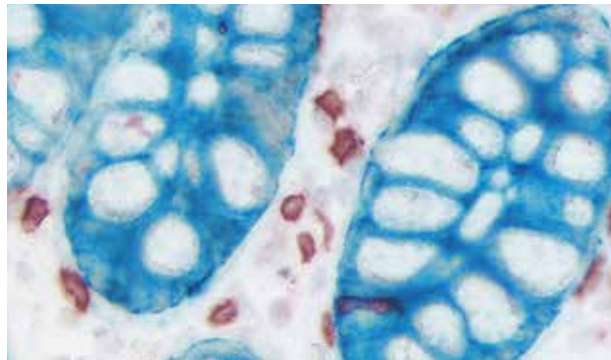
**Now with peroxidase and alkaline phosphatase**



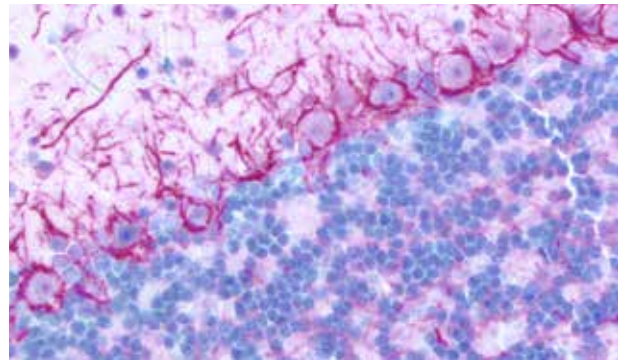
HER2 positivity in metastatic adenocarcinoma: HER2 (rp), ImmPRESS™ Reagent (HRP; Universal), ImmPACT™ NovaRED™ (red), Hematoxylin QS (blue). (Image courtesy of Dr. GM Reynolds, Centre for Liver Research, University of Birmingham, U.K.)



Organotypic raft culture model of HPV16 infection showing up-regulation of P16: P16 (m), ImmPRESS™ Reagent (HRP) Anti-Mouse Ig, ImmPACT™ DAB (brown), Hematoxylin QS (blue). (Image courtesy of Dr. GM Reynolds, Centre for Liver Research, University of Birmingham, U.K.)



Colon (double label): Anti-AE/AE3 (mouse monoclonal, Cat. No. VP-C419), ImmPRESS™ -AP anti-mouse Ig reagent, Vector Blue (blue). Anti-CD3 (rabbit monoclonal, Cat. No. VP-RM01), ImmPRESS™ Anti-Rabbit Ig, ImmPACT™ AMEC Red (red)



Mouse brain: Neurofilament 200kDa (m), ImmPRESS™-AP Anti-Mouse Ig, Vector® Red (magenta), Hematoxylin QS counterstain (blue).

Enzyme	Product	Catalog Number	Unit Size	ImmPRESS™ Reagent	Normal Blocking Serum	Approximate Number of Sections Stained
Alkaline Phosphatase	ImmPRESS™ -AP Anti-Rabbit Ig Kit	MP-5401	15ml	15 ml ready-to-use solution	15 ml 2.5% normal horse serum	75-150
	ImmPRESS™ -AP Anti-Mouse Ig Kit	MP-5402	15ml	15 ml ready-to-use solution	15 ml 2.5% normal horse serum	75-150
Peroxidase	ImmPRESS™ Anti-Rabbit Ig Kit	MP-7401	15 ml	15 ml ready-to-use solution	15 ml 2.5% normal horse serum	75-150
			50 ml	50 ml ready-to-use solution	50 ml 2.5% normal horse serum	250-500
	ImmPRESS™ Anti-Mouse Ig Kit	MP-7402	15 ml	15 ml ready-to-use solution	15 ml 2.5% normal horse serum	75-150
			50 ml	50 ml ready-to-use solution	50 ml 2.5% normal horse serum	250-500
	ImmPRESS™ Anti-Mouse Ig, Rat Adsorbed, Kit	MP-7422	15 ml	15 ml ready-to-use solution	15 ml 2.5% normal horse serum	75-150
	ImmPRESS™ Anti-Rat Ig Kit	MP-7404	50 ml	50 ml ready-to-use solution	50 ml 2.5% normal goat serum	250-500
	ImmPRESS™ Anti-Rat Ig, Mouse Adsorbed, Kit	MP-7444	15 ml	15 ml ready-to-use solution	15 ml 2.5% normal goat serum	75-150
	ImmPRESS™ Anti-Goat Ig Kit	MP-7405	50 ml	50 ml ready-to-use solution	50 ml 2.5% normal horse serum	250-500
ImmPRESS™ Universal Antibody Kit, Anti-Rabbit/Mouse Ig	MP-7500	15 ml	15 ml ready-to-use solution	15 ml 2.5% normal horse serum	75-150	
		50 ml	50 ml ready-to-use solution	50 ml 2.5% normal horse serum	250-500	